







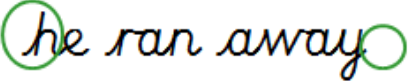






# Feedback and Marking



Feedback and marking will be given at an age and stage appropriate level and marking codes will be used as needed.

- Short or long date to be written on the left hand side of the page and underlined.
- Title to be underlined and written as the learning objective .

<b>LO✓</b> Learning objective has been achieved	<b>LO —</b> Learning objective has been partly achieved
<b>Tickled Pink</b> <b>Use It Yellow</b>	<b>Highlighting, as appropriate, in writing</b> <b>Tickled Pink:</b> Well done, examples of LO, Good use of vocabulary, punctuation... <b>Use It Yellow:</b> make it better
 Next steps or target comment	Next steps  Remember finger spaces  Remember capital letters  Remember full stops  Remember robot voice
<b>sp</b> <i>becuase</i> Wrong spelling.: Correct spelling to be written in the margin or underneath	 Missing or wrong punctuation
 Rethink word: Write a new word in the margin or underneath	 Wrong answer
 Missing letter or word	 New paragraph needed
<b>VF</b> Someone spoke to during the lesson or after the lesson	<b>HP</b> Collect a house point for this work
Who did I work with?	
<b>I</b> Independent work	<b>S</b> An adult helped (Initial and any resources)
<b>B</b> A buddy helped (Initial)	<b>S*</b> I had lots of adult help (Initial and any resources)
Other marking information	
<b>Purple Pen</b> I will mark my work , correct my work or write to the teacher using a purple pen/pencil.	
<b>Self Assessment</b> Faces, score out of 5, marking against SC	
<b>ST</b> Marked by a supply teacher	<b>TT</b> A time target—how long I had to work on the piece